

VINTON COUNTY, OH COMMUNITY HEALTH ASSESSMENT (CHA)



COMPLETED BY:
THE VINTON COUNTY HEALTH DEPARTMENT

DECEMBER
2022



ACKNOWLEDGEMENTS

This report was prepared by the Vinton County Health Department in partnership with the Ohio State University's Center for Public Health Practice.

The Vinton County Health Department would like to thank each individual who participated in the completion of this report.





TABLE OF CONTENTS

Acknowledgements	2
Table of Contents	3
Executive Summary	4
Community Background and Demographics	5-8
Methodology	9
Local Assessment Survey Results	10-16
Focus Group Results	17-23
Leading Health Themes	24
Community Successes	25
Appendixes	26-29
Utilized Data Sources	30



EXECUTIVE SUMMARY

The 2022 community health assessment for Vinton County, Ohio was completed by the Vinton County Health Department (VCHD) in collaboration with the Ohio State University (OSU). Both primary and secondary data was used to identify prominent health outcomes, social determinants of health, strengths and limitations of the community. The Executive Summary highlights the themes determined from one focus group, community survey responses, and available health indicator data.

KEY RESULTS



Overarching themes determined throughout all the data collection were that Vinton County faces many health disparities. These limitations include, decreased levels of broadband access, low physical activity levels and access to places for said activity, low health insurance rates, and poor access to transportation, specifically to medical appointments.

Access to care was a core discussion throughout the health assessment, specifically mental health and substance use disorder issues that were identified as major health concerns from primary and secondary data sources. Both the community survey and focus group concluded that utilization and the amount of behavioral health resources in Vinton County are small; stigma plays a major role into why individuals do not seek treatment or support for substance use disorder.

There were also several improvements made in Vinton County from the prior 2019 CHA publication. These included, but are not limited to, the addition of a grocery store, more community partner engagement with the Vinton County Health Department (VCHD) to identify and address health issues, and an overall positive response to the COVID-19 Pandemic by the VCHD through providing education, school and nursing home liaison support, protective supplies (masks, COVID-19 tests, hand sanitizer, and tissues), and vaccine dissemination.



COMMUNITY BACKGROUND & DEMOGRAPHICS

GEOGRAPHY AND COUNTY COMPOSITION

Vinton County is located in the southern part of the state of Ohio and has a total area of 415 square miles, of which 412 square miles is land and 2.6 square miles is water. Adjacent counties include Hocking (north), Athens, (northeast), Meigs (east), Gallia (southeast), Jackson (south), and Ross (west).

The county is comprised of 12 townships, four villages, 21 unincorporated communities and five ghost towns. McArthur is the county seat and has a population size of approximately 1,800 persons. The 2021 American Community Survey indicated that Vinton County had a total population of 12,853 residents; Vinton is the least populous county in the state of Ohio. The most recent Census data from 2010 to 2020 indicated that the largest population increase took place in the western part of the county. As of 2022, the highest concentration of residents was seen in the northern and western parts of Vinton County.

AGE, SEX, RACE, AND LANGUAGE

Over half (50.5%) of Vinton County's populations identifies as male, or 6,497 individuals. The largest proportion (10.5%) of males are between the ages of 55 to 59. The remaining 49.5% or 6,356 residents identify as female. The largest proportion of females in Vinton County are between the age of 60 to 64. Vinton County has an aging population, with more (18.8%) persons over the age of 65 than the state of Ohio (17.9%).

Vinton County is a fairly homogenous community regarding race. Nearly all (97%) of Vinton County is comprised of individuals who identify as white. The remaining races that comprise the county are two or more races (1.6%), Hispanic or Latino (1%), Black/African American (.6%), American Indian/Alaskan Native (.5%), and Asian (.3%). Racial diversity has not significantly increased in Vinton County since the prior Community Health Assessment in 2019. Furthermore, the percentage (2.4%) of households where a language other than English is spoken has declined since 2019 (3.4%).



COMMUNITY BACKGROUND & DEMOGRAPHICS CONTINUED

INCOME

Although poverty levels have decreased since the 2019 Community Health Assessment, the percentage of individuals living in poverty in Vinton County (16.1%) is still worse than the state of Ohio (13.1%) in 2022. The same is true for the median household income of \$45,034 in Vinton County in comparison to the median household income in Ohio of \$58,116. It should also be noted that the percentage of children living in poverty in Vinton County rose from 2021 to 2022 to 29%; this statistic is dramatically worse than Ohio's child poverty rate of 18%.

HOUSEHOLD FINDINGS

Over half (76.5%) of Vinton Countians own their homes. For those that do rent, the median gross rent has decreased slightly from 2021 (\$623 monthly) to 2022 (\$606 monthly). In trend with the state of Ohio, over a quarter (26%) of Vinton County children reside in a single parent household. Unique household data concludes that nearly 80 percent (77.2%) of Vinton County homes have a computer. However, just under 70 percent (67.4%) have a broadband internet subscription.

HEALTH BEHAVIORS

With the exception of adult binge or heavy drinking rates (Vinton County (18%) and Ohio (21%)), Vinton County performs worse than the state of Ohio for all the common health behavior indicators monitored by the County Health Rankings and Roadmaps. The only health behaviors that improved from 2021 to 2022 were, the percentage of 65-74 year olds enrolled in Medicare that received a mammography screening (40%), the percentage of adults smoking cigarettes dropped by two percent (29%), the percentage of adults who are obese also dropped three percent (39%), and the number of teen births ages 15-19 (34 per 1,000 live births).

There was a spike in adult smoking rates in Vinton County in 2021 by ten percent (31%) from 2019 (21%). This impactful increase led to VCHD being awarded the Ohio Department of Health's Tobacco Use Prevention and Cessation grant. We can potentially associate the improvements in adult smoking cigarette rates due to this funding and being able to address tobacco prevention and cessation directly.



COMMUNITY BACKGROUND & DEMOGRAPHICS CONTINUED

HEALTH BEHAVIORS CONTINUED

The percentage of Vinton Countian Medicare enrollees who are aged 65-74 that received a flu vaccine dropped by three percent, 47% in 2021 and 44% in 2022. Physical activity outcomes also declined from 2022 to 2023 in Vinton County. The percentage of Vinton Countian adults who did not utilize physical activity during their leisure time increased from 34% to 39%. Also, 13% more of the adults in Vinton County confirmed that they did not have access to exercise opportunities in 2022.

ACCESS TO CARE

Uninsured rates are higher in Vinton County than in the state of Ohio. Over ten percent (10.2%) of Vinton County adults under the age of 65 do not have health insurance. The same is true for children, or anyone under the age of 19 years of age; seven percent of children in Vinton County do not have health insurance.

In addition to low health insurance rates, there is also limited access to all forms of medical and behavioral health care within the county. Again, Vinton County has worse access to care than the state of Ohio. In 2022, there was only one primary care physician to every 6,540 people and one dentist to every 4,320 people in the county. There are also limited health care facilities within the county. For example, there is no hospital, urgent care, or specialty care within Vinton County. In 2022, there was one long-term care facility, three home health companies, two alcohol and drug outpatient recovery centers, one physical therapy provider, and four medical transportation companies.

Thus, it aligns that the most recent dental exam, and established regular doctor, and adults who have never been screened for HIV rates are dangerously concerning within the county. In 2016 and 2019 nearly 40% (38.2%) of adults in Vinton County had not underwent a dental exam. Similar findings in the same time period found that 32% of adults had no physician listed as their primary care provider. Lastly, close to 90% (85%) of Vinton County adults in 2016 and 2019 had never performed a HIV screening.

COMMUNITY BACKGROUND & DEMOGRAPHICS CONTINUED

MORTALITY

Mortality rates in Vinton County from 2019 to 2021 saw a notable increase in drug overdose deaths and colon/rectal cancer deaths. During this time span, drug overdose deaths rose from two in 2019 to 14 in 2021. Likewise, there were four deaths resulting from colon/rectal cancer in 2019, but eight deaths in 2021. The rise in deaths could be linked to the COVID-19 pandemic and not being able to utilize services as easily prior to the public health emergency.

HEALTH OUTCOMES

There are several health outcomes where Vinton County has trended in a negative direction, with a few as well that have trended in a positive direction such as the prevalence in Diabetes. *Frequent Physical Distress is the percent of people that reported poor physical health more than half the time, Frequent Mental Distress is the percent of people that reported poor mental health more than half the time. Premature Age-Adjusted Mortality is the number of deaths among residents under age 75 per 100,000 population. 2023* data may be incomplete.*

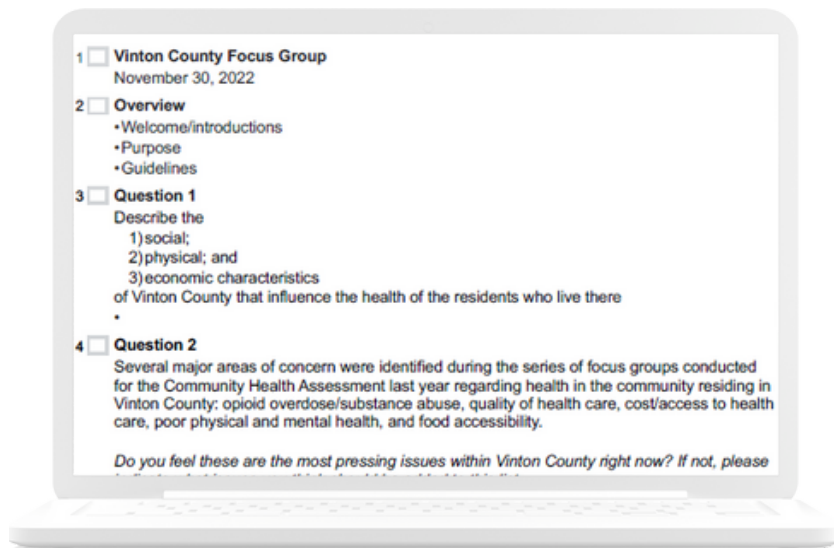
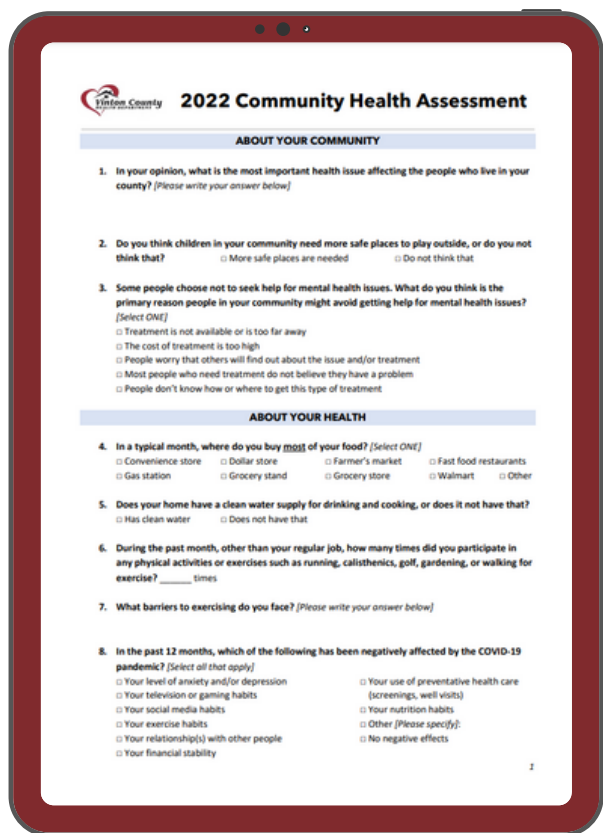
Health Outcome	2020	2021	2022
Life Expectancy	74.5 years	74.5 —	72.4 ↓
Frequent Physical Distress	14%	17% ↑	17% —
Frequent Mental Distress	15%	19% ↑	21% ↑
Diabetes Prevalence	16%	12% ↓	13% ↑
Premature Age-Adjusted Mortality	500	520 ↑	600 ↑



METHODOLOGY

The Mobilizing for Action through Planning and Partnerships (MAPP) method was used as a template to gather both primary and secondary data for this report. The MAPP method is designed to be a community-driven strategic planning tool with the intent of improving community health. Key elements of the MAPP method are the use of surveys and focus groups.

Local primary data was established through a community survey and a focus group. The community survey was disseminated to the public for completion online and at public events such as the health fair that was hosted by the VCHD. The focus group was facilitated by OSU with participation from local Vinton County stakeholders and was held in November of 2022.



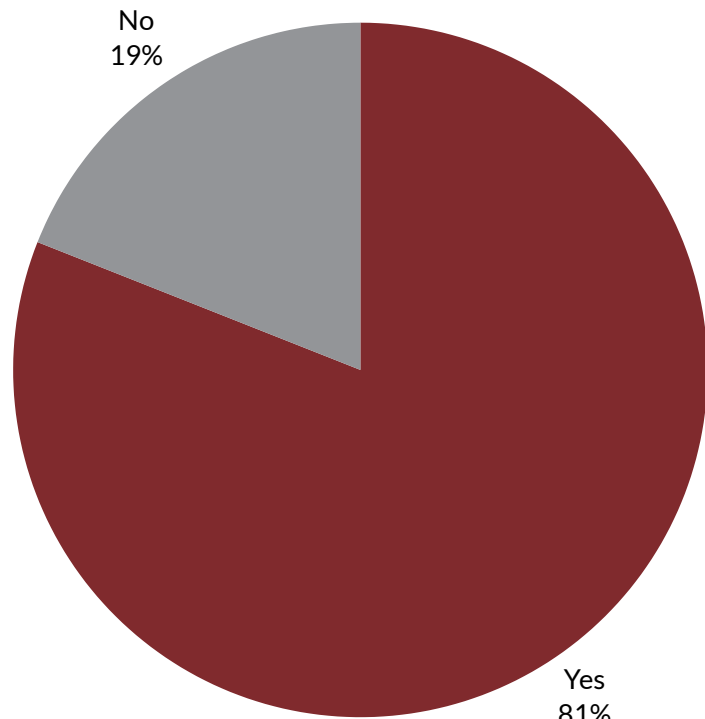
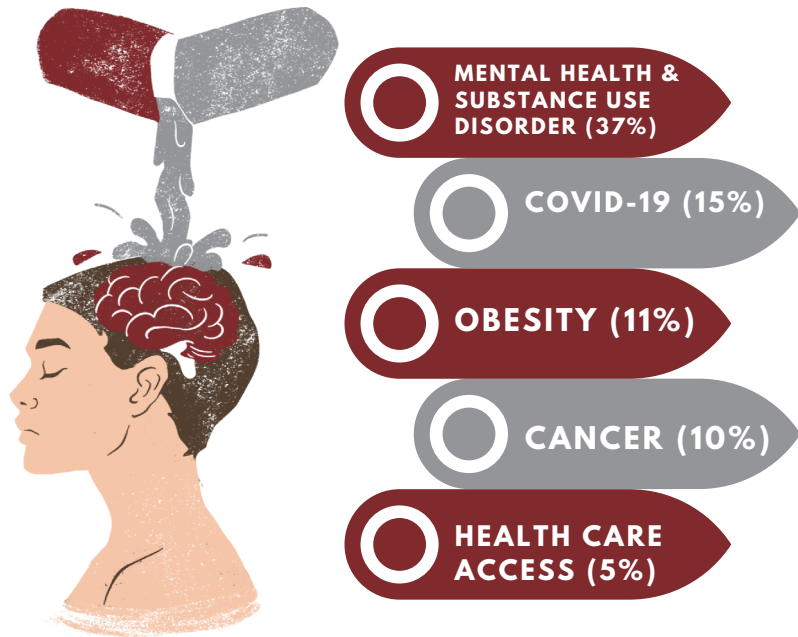


LOCAL ASSESSMENT SURVEY RESULTS


SURVEY INFORMATION

A 32 question survey to help determine key health indicators within Vinton County was disseminated to the public. The survey was released in-person and online. In total, there were 104 surveys completed. Below are the findings from these survey results:

MOST IMPORTANT HEALTH ISSUE AFFECTING PEOPLE WHO LIVE IN VINTON COUNTY:



DO CHILDREN NEED MORE SAFE PLACES TO PLAY OUTSIDE?

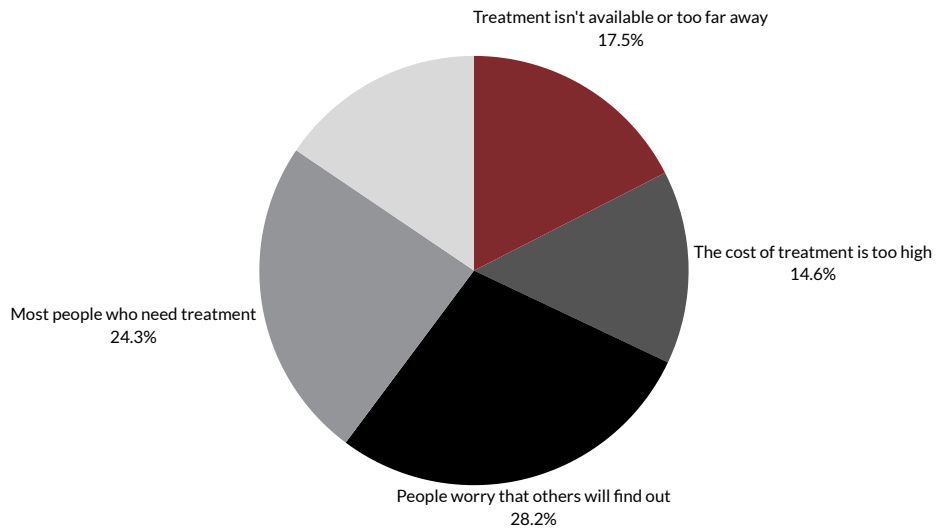


LOCAL ASSESSMENT SURVEY RESULTS CONTINUED

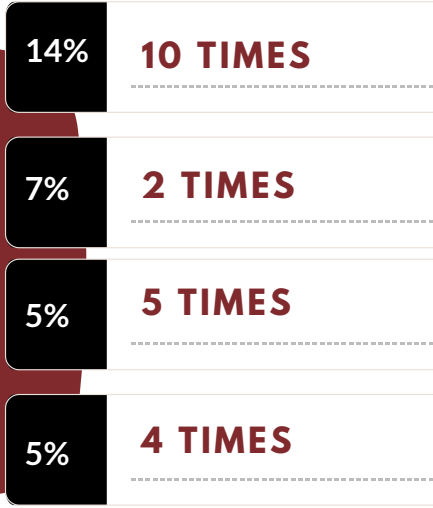
IN A TYPICAL MONTH WHERE DO YOU BUY MOST OF YOUR FOOD:




WHY DO PEOPLE CHOOSE NOT TO SEEK HELP FOR MENTAL HEALTH ISSUES:




IN THE PAST MONTH, OTHER THAN YOUR JOB, HOW MANY TIMES DID YOU PARTICIPATE IN PHYSICAL ACTIVITY:



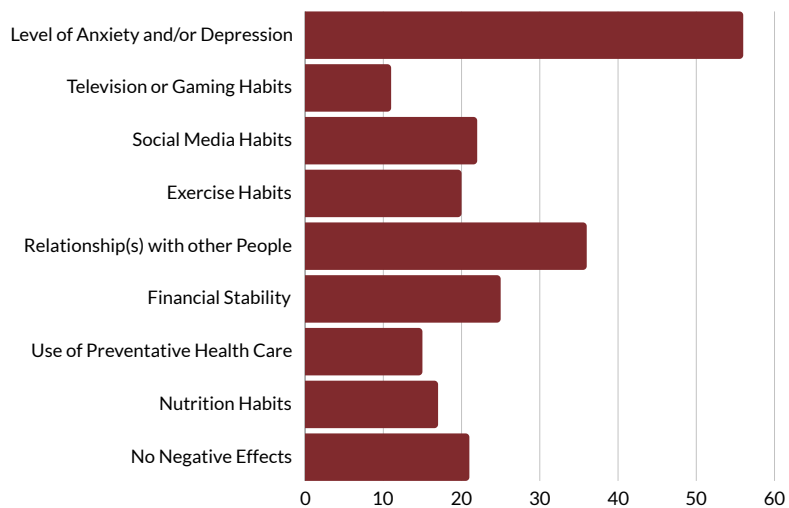


LOCAL ASSESSMENT SURVEY RESULTS CONTINUED

BARRIERS TO EXERCISING:



IN THE PAST 12 MONTHS, WHICH OF THE FOLLOWING HAS BEEN NEGATIVELY AFFECTED BY THE COVID-19 PANDEMIC:



54


-RESPONDENTS WHO
HAVE SMOKED AT
LEAST 100 CIGARETTES
IN THEIR ENTIRE LIFE


19

-RESPONDENTS WHO
DO SMOKE
CIGARETTES EVERY
DAY

7


-RESPONDENTS WHO
DO USE E-CIGARETTES
OR OTHER ELECTRONIC
VAPING PRODUCTS
EVERY DAY





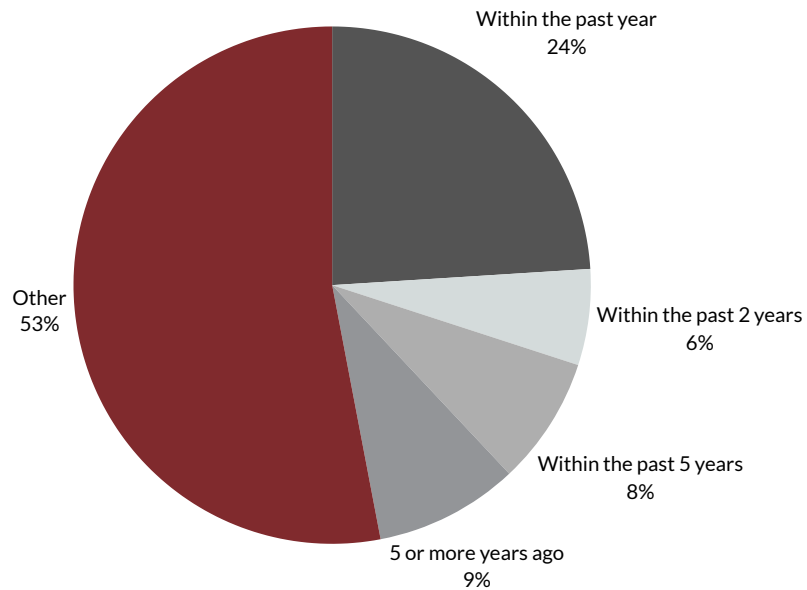
LOCAL ASSESSMENT SURVEY RESULTS CONTINUED

TOP REPORTED TIME TO A MEDICAL FACILITY FOR A SERIOUS INJURY:


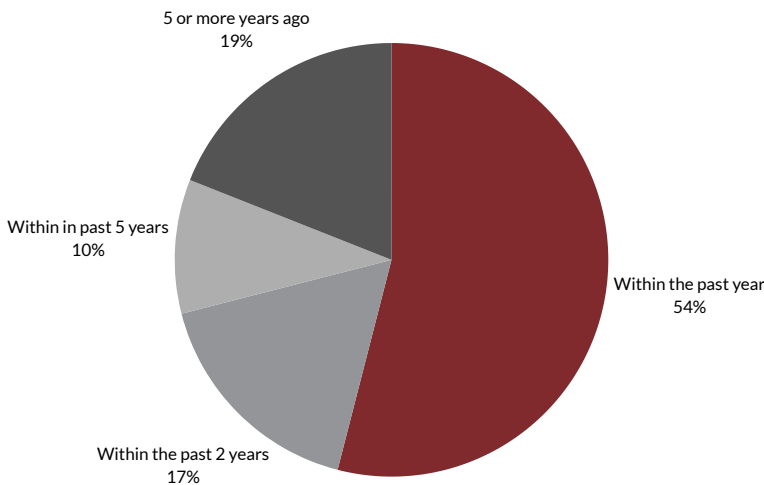


30 MINUTES (32%)
60 MINUTES (3%)


TIME SINCE LAST ROUTINE CHECKUP:



TIME SINCE LAST VISIT TO DENTIST OR DENTAL CLINIC:



DO YOU HAVE AT LEAST ONE PERSON YOU CONSIDER YOUR PERSONAL DOCTOR OR HEALTH CARE PROVIDER:



LOCAL ASSESSMENT SURVEY RESULTS CONTINUED

DURING THE PAST 12 MONTHS, WHAT PREVENTED YOU FROM GETTING HEALTH CARE WHEN YOU NEEDED IT:




NOTHING PREVENTED ME FROM ACCESSING CARE (39%)

COST WAS TOO HIGH, INSURANCE DID NOT COVER (12%)

DOCTOR'S OFFICE WAS NOT ACCEPTING NEW PATIENTS (7%)

78%

OF RESPONDENTS OWNED THEIR HOME



70% LIVE IN A ONE-FAMILY HOUSE


22% LIVE IN A MOBILE HOME

9% LIVE IN A BUILDING WITH 2 OR MORE APARTMENTS


NUMBER OF PEOPLE LIVING IN A HOME:



32% OF RESPONDENTS HAD 2 PEOPLE LIVING IN THE HOME



25% OF RESPONDENTS HAD 4 PEOPLE LIVING IN THE HOME



7% OF RESPONDENTS HAD 5 PEOPLE LIVING IN THE HOME

ZIP CODE OF RESPONDENTS:



MARTHUR (45651)




HAMDEN DUNDAS (45634)



NEW PLYMOUTH (45654)



ZALESKI (45698)



LOCAL ASSESSMENT SURVEY RESULTS CONTINUED

LARGEST AGE REPRESENTED OF RESPONDENTS:

6% 42 YEARS OLD

4% 51 YEARS OLD

4% 62 YEARS OLD

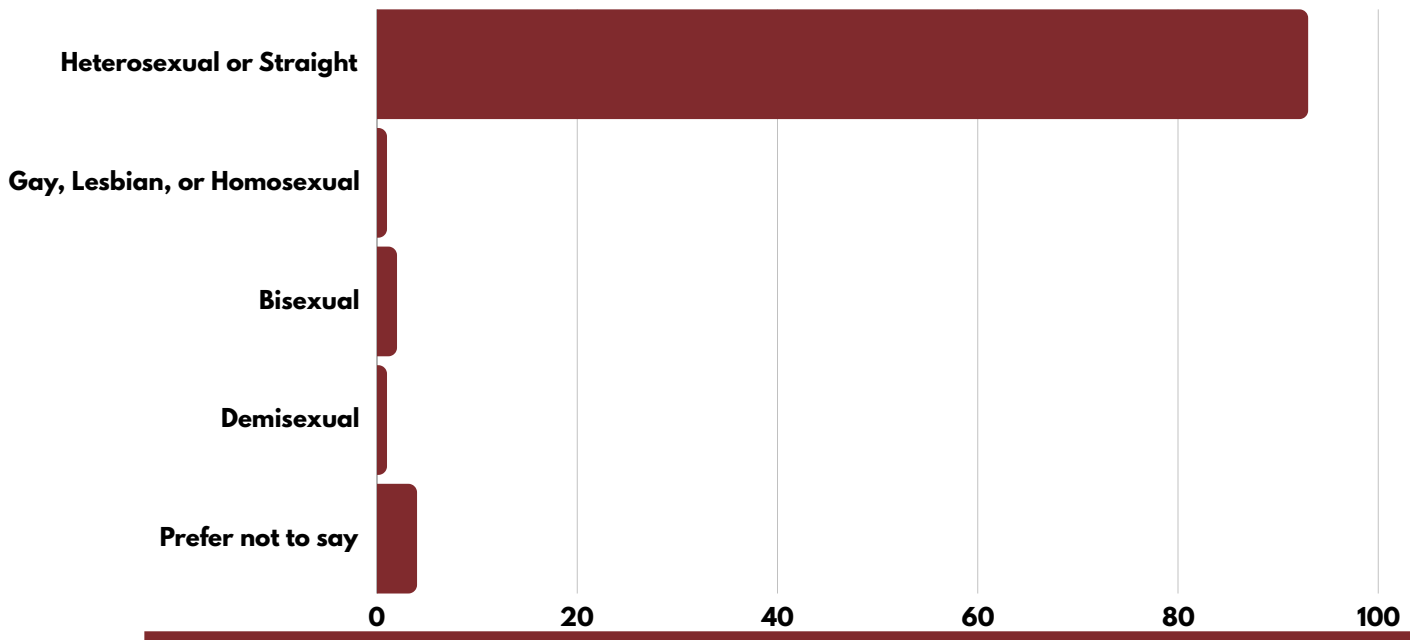
18% OF RESPONDENTS WERE BORN MALE


81% OF RESPONDENTS WERE BORN FEMALE

1% OF RESPONDENTS PREFER NOT TO IDENTIFY



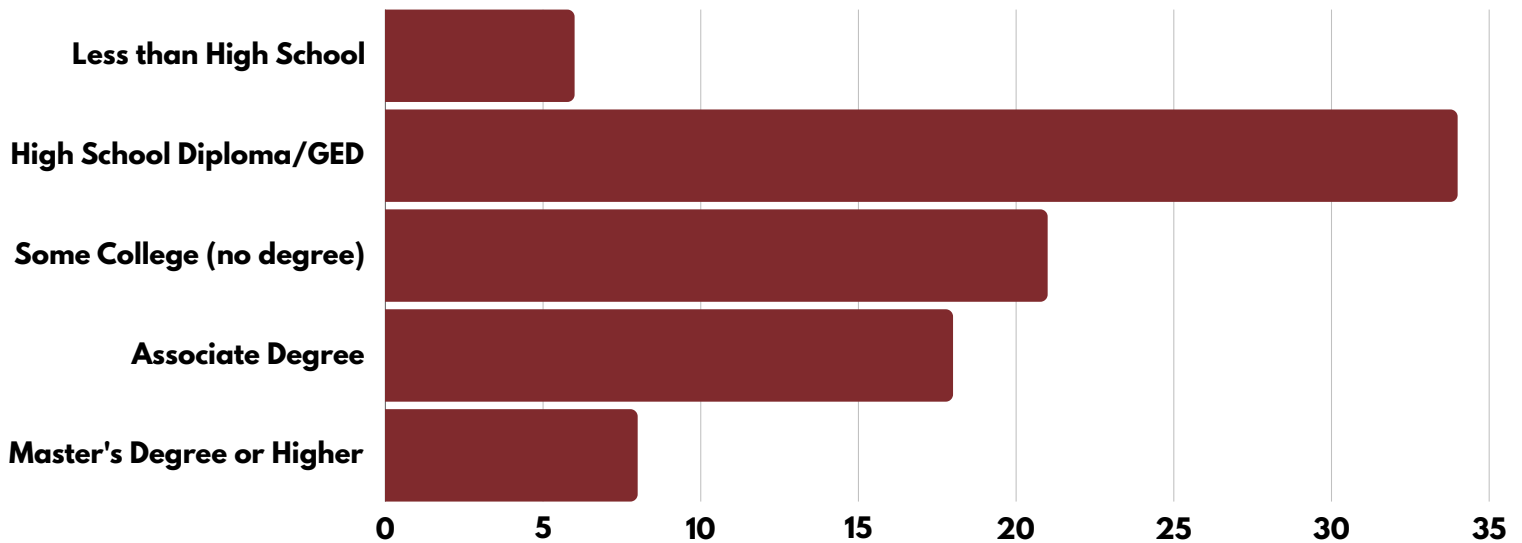
LISTED SEXUALITY OF RESPONDENTS:



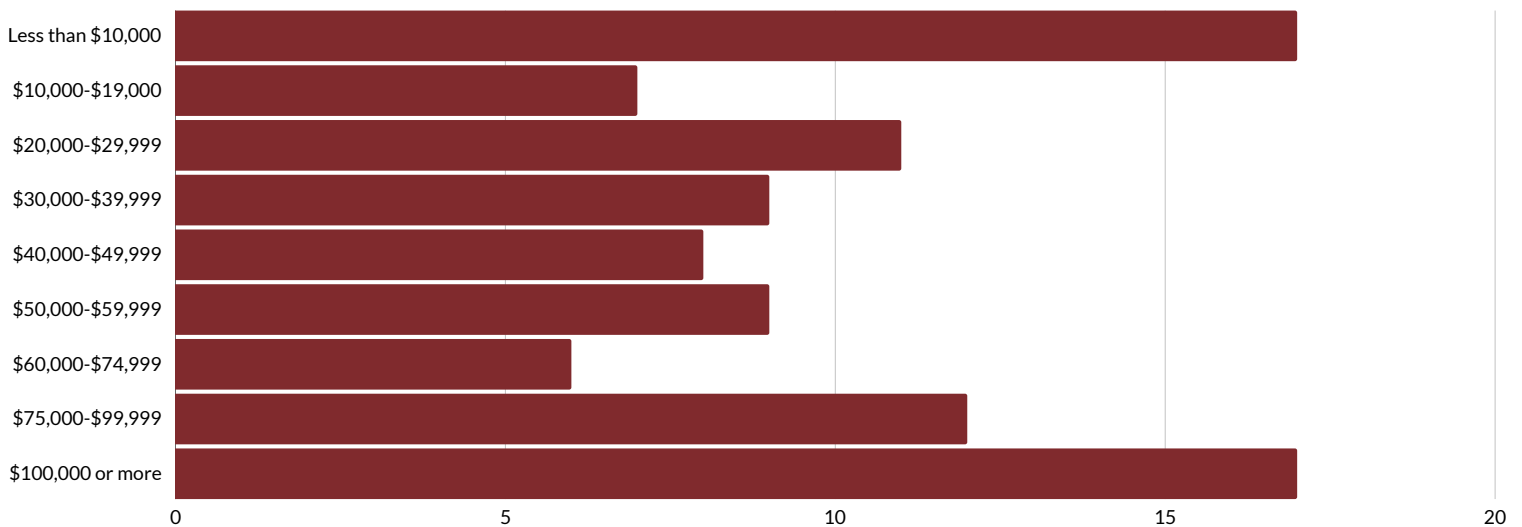


LOCAL ASSESSMENT SURVEY RESULTS CONTINUED

EDUCATION LEVEL OF RESPONDENTS:



TOTAL HOUSEHOLD INCOME IN 2021 BEFORE TAXES OF RESPONDENTS:





FOCUS GROUP RESULTS

FOCUS GROUP BACKGROUND INFORMATION:

A virtual focus group was facilitated by the Ohio State University (OSU). Five individuals participated in the conversation; two from OSU, one from the Vinton County Health Department, one from Sojourners Care Network, a nonprofit organization based in Appalachian Ohio that focuses on providing resources to youth impacted by homelessness, poverty, illiteracy, and mental health issues, and one from the Vinton County Local School District. These stakeholders were selected due to their years of service and knowledge of the Vinton County community. There were eight distinct topics addressed during the focus group. Below are the findings from this primary data collection method:

SOCIAL, PHYSICAL, AND ENVIRONMENTAL CHARACTERISTICS OF VINTON:

Stakeholders described Vinton County as a *rural* and *widespread* community that faced a variety of limitations. These barriers included, a built environment that was *not walkable* or *bikeable*, a large concentration of *poverty* with *limited low income housing*, and *decreased access to care* and *transportation*.

Vinton was further explained as a traditionally grounded county with *strong ties to family*, *intergenerational stability*, and *conservative political views*. As such, residents of Vinton County were observed as being respectfully *prideful* and upholding the custom traditions of *Appalachian culture*.

PRESSING ISSUES IN VINTON:

HOUSING

HEALTH CARE
WORKER SHORTAGE

TRANSPORTATION

ELDERLY HEALTH ISSUES

SUBSTANCE USE &
MENTAL HEALTH

DISABILITY & MOBILITY ISSUES


FOCUS GROUP RESULTS CONTINUED

SUBSTANCE USE DISORDER IN VINTON:

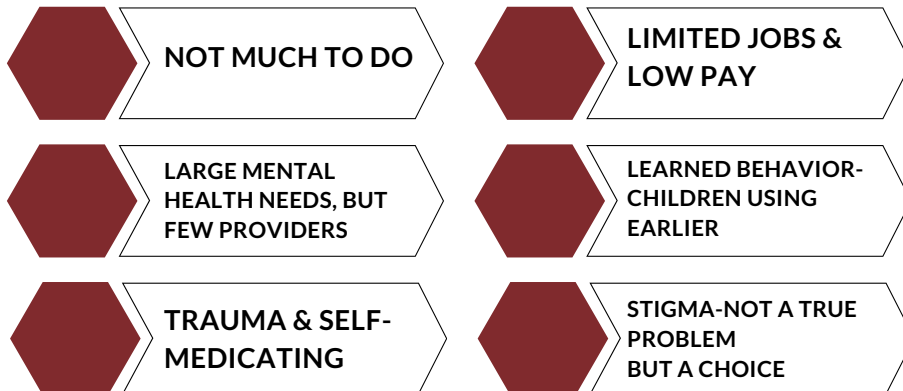
There is a *lack of access to substance use and mental health support in Vinton County*. There are only three to four resources/facilities in the county that address this type of health care need, none of which are an in-person rehabilitation center. Thus, transportation, another barrier to access, is needed to reach remote treatment services.

Individuals too often have limited access to treatment due to a *lack of broadband internet connection* or having a *phone with internet capabilities* that could connect them to Telehealth services. Stakeholders also highlighted that treatment and potential recovery may be overlooked as a result of lacking networks of support for substance use disorder. *Stigma* is heavily linked to a lack of access to treatment of substance use disorder in Vinton County. Likewise, there are very few support networks such as recovery groups like Alcoholics Anonymous (AA) for people to attend. The stakeholder group identified that many agencies will not allow these types of meetings to take place in their facilities.

Vinton County's senior population has been specifically impacted by the substance use disorder challenge within the community. For example, the stakeholders stated that *elder abuse* has been linked to substance use. Additionally, seniors are now responsible for *rearing their grandchildren* whose parents are now utilizing substances.



WHY PEOPLE ENGAGE IN SUBSTANCE USE:





FOCUS GROUP RESULTS CONTINUED

MENTAL HEALTH IN VINTON:



As with substance use disorder, the stakeholder group stated that **mental health resources are not prevalent** within Vinton County. In fact, **isolation**, both physically and economically are key factors impacting poor mental health outcomes within the county.

While discussing mental health, the stakeholders determined two subtopics that are common in Vinton, **domestic violence** and mental health surrounding **military veterans**.

Domestic violence is a prolonged issue in the county due to a **lack of affordable housing**. Individuals state they cannot leave an abusive relationship due to not being able to secure permanent shelter for themselves and potential dependents. This perpetuates the idea of **“you can’t make it without me”**.


Silence and **stigma** play a major role in preventing military veterans from seeking mental health care in Vinton County. **Post-traumatic stress disorder (PTSD)** and **suicide** are two significant mental health issues that are being battled in silence by Vinton County veterans.



FOCUS GROUP RESULTS CONTINUED

PHYSICAL HEALTH IN VINTON:

There was an abundant list of reasons as to why physical health in Vinton County is poor according to the interviewed stakeholders:



My Bill of Health	
Prenatal visits	\$
Emergency	\$\$\$
C-section	\$\$
Hospital stays	\$\$\$
NICU stay	\$\$
Ambulance ride	\$\$\$
Surgery	\$\$
Specialist	\$\$
Total	\$280,000+

- 
- People quit jobs over lack of child care
 - Affordable childcare is needed
 - Limited availability of medical appointments for those on non-traditional shifts or who are in school

No Specialists

Transportation issues getting to specialists

No universal health care coverage


People can't afford co-pays

Lack of childcare

People skip preventative care, only seek care when in misery

Limited services for children or those who are underinsured

There are **no hospitals** in Vinton County. Holzer, Hocking Community, O'Bleness, and Adena are the surrounding hospitals that Vinton Countians utilize. For severe cases, individuals attend Ohio State University and O'Bleness. **Hospitals are typically selected based on word of mouth** where less "horror stories" are associated with the facility.





FOCUS GROUP RESULTS CONTINUED

ROE V WADE AND WOMEN'S HEALTH IN VINTON:

Women's health care in Vinton County is less than efficient. There are currently *no OBGYNs* serving the community.

In June of 2022 Roe v Wade was overturned. The focus group specifically discussed this topic and the potential impact on Vinton County, Ohio. Stakeholders agreed that due to Vinton being a conservative county, *abortion is not a highly accepted or utilized medical service*. In fact, teen and other unplanned pregnancies are often a *responsibility shared amongst the family*. As such, grandparents and kinship care is a common practice amongst Vinton County families. However, *younger generations in Vinton are becoming less conservative* therefore, the beliefs surrounding the right to abortion may be shifting in the coming years within the county.





FOCUS GROUP RESULTS CONTINUED

CURRENT HEALTH RESOURCES IN VINTON COUNTY:

Although there are various needs to improve health outcomes in Vinton there are established resources in the county that currently aid in the lives of Vinton County residents. These resources include the following:

- ✓ Meals on Wheels
- ✓ Senior Center
- ✓ CEP-Free Breakfast & Lunch Program
- ✓ Project Backpack-Food sent home on weekends & breaks
- ✓ School Summer Feeding Program
- ✓ Family Support Facilitators
- ✓ School Guidance Counselors
- ✓ Women, Infants, and Children (WIC)
- ✓ Preschool Program-Transition B-C-Kindergarten Readiness
- ✓ Treatment Alternatives to Street Crimes (TASC) of Southeast Ohio
- ✓ Immigrant Translation Services
- ✓ Hopewell Health Centers
- ✓ Vinton County Health Department
- ✓ Integrated Services
- ✓ Health Recovery Services



FOCUS GROUP RESULTS CONTINUED

DETERMINED NEEDS OF VINTON:

From the focus group the stakeholders determined the following needs of Vinton County:



Childcare Needs

- There is no childcare facility in the county



Education

- Stakeholders are proud of the school system taking the whole child approach and preparing students for higher education or workforce. However, too many individuals leave the area after graduation.



Law Enforcement Needs

- Creation of County Jail Facility
- Partnership with Law Enforcement to address Drug Overdose and Awareness need

Recreation Needs



- Movie Theater
- Hotel
- YMCA



Medical Needs

- Hospital
- Urgent Care
- Eye Doctor
- Additional Dentist
- Child Psychologist
- Medical Transportation that accepts non-Medicaid reimbursement



Healthier Food Access

- More Blessing Boxes throughout the county
- Additional assistance for individuals who make too much for SNAP benefits, but are still struggling to obtain healthier foods




Resources for Remote Residents

- Families in flood zones & during winter weather are shut in
- Need for Community Preparedness Plans
- Phone access needs during storm outage
 - Need for additional cell towers

Broadband Needs



- Access to High-Speed Internet



LEADING HEALTH THEMES

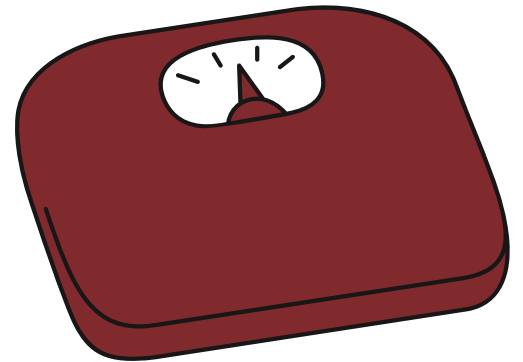
IDENTIFIED HEALTH THEMES:

The following are themes that were seen across both the primary and secondary data comprised for the community health assessment:

Increased Need for Broadband Connectivity



Poor Physical Activity Levels and Access to Places for Physical Activity, Leading to Increased Obesity Rates.



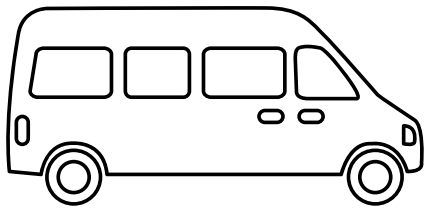
Limited Access to Care both Physical & Mental Health

- Elevated Stigma surrounding Substance Use Disorder
- Limited Health Care Workers

Low Health Insurance Rates

Transportation Limitations

- Need for more non-Medicaid reimbursement travel
- No public transportation





COMMUNITY SUCCESSES

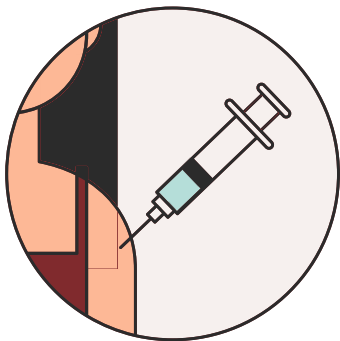
SUCCESSES IN VINTON:

Over the past three years, Vinton County has made great strides to improve the health and lives of all residents. The items listed below are some of the most identifiable successes of the community:

Implementation of Grocery Store

Fundraiser Expansion of VC Cancer Research Group to provide more funding for Gas Vouchers for Cancer Treatment

Further Development of Community Partners to Address County Needs & Solutions



COVID-19 response through VCHD providing education, vaccines, school liaison, and nursing home aid

Awarded Drug Overdose Prevention Grant that led to OD Awareness Day & OD Fatality Review

Prevention & Recovery Coalition Development of bylaws & establishment of substance use disorder resource efforts across health and law enforcement agencies



APPENDIXES

2022 Vinton County Community Health Assessment Survey Questions:



2022 Community Health Assessment

ABOUT YOUR COMMUNITY

1. In your opinion, what is the most important health issue affecting the people who live in your county? *[Please write your answer below]*

2. Do you think children in your community need more safe places to play outside, or do you not think that?
 - More safe places are needed
 - Do not think that

3. Some people choose not to seek help for mental health issues. What do you think is the primary reason people in your community might avoid getting help for mental health issues? *[Select ONE]*
 - Treatment is not available or is too far away
 - The cost of treatment is too high
 - People worry that others will find out about the issue and/or treatment
 - Most people who need treatment do not believe they have a problem
 - People don't know how or where to get this type of treatment

ABOUT YOUR HEALTH

4. In a typical month, where do you buy most of your food? *[Select ONE]*
 - Convenience store
 - Dollar store
 - Farmer's market
 - Fast food restaurants
 - Gas station
 - Grocery stand
 - Grocery store
 - Walmart
 - Other

5. Does your home have a clean water supply for drinking and cooking, or does it not have that?
 - Has clean water
 - Does not have that

6. During the past month, other than your regular job, how many times did you participate in any physical activities or exercises such as running, calisthenics, golf, gardening, or walking for exercise? _____ times

7. What barriers to exercising do you face? *[Please write your answer below]*

8. In the past 12 months, which of the following has been negatively affected by the COVID-19 pandemic? *[Select all that apply]*
 - Your level of anxiety and/or depression
 - Your television or gaming habits
 - Your social media habits
 - Your exercise habits
 - Your relationship(s) with other people
 - Your financial stability
 - Your use of preventative health care (screenings, well visits)
 - Your nutrition habits
 - Other *[Please specify]:*
 - No negative effects



APPENDIXES

2022 Vinton County Community Health Assessment Survey Questions:

9. Have you smoked at least 100 cigarettes in your entire life?

- Yes
- No [Please skip to Question 12]

10. Do you now smoke cigarettes every day, some days, or not at all?

- Every day
- Some days
- Not at all

11. Do you now use e-cigarettes (e.g., Juul) or other electronic vaping products every day, some days, or not at all?

- Every day
- Some days
- Not at all

HEALTH CARE ACCESS

12. If you were seriously injured, how many minutes would it take for you to get from your home to a hospital, health center/clinic, urgent care, or emergency room for treatment? ____ minutes

13. Do you have at least one person you think of as your personal doctor(s) or health care provider(s), or do you not have anyone like that?

- Have at least one person
- Do not have anyone like that

14. About how long has it been since you last visited a doctor for a routine checkup? A routine checkup is a general physical exam, not an exam for a specific injury, illness, or condition.

- Within the past year (anytime less than 12 months ago)
- Within the past 2 years (at least 1 year but less than 2 years ago)
- Within the past 5 years (at least 2 years but less than 5 years ago)
- 5 or more years ago

15. About how long has it been since you last visited a dentist or dental clinic for any reason? Include visits to dental specialists, such as orthodontists.

- Within the past year (anytime less than 12 months ago)
- Within the past 2 years (at least 1 year but less than 2 years ago)
- Within the past 5 years (at least 2 years but less than 5 years ago)
- 5 or more years ago

16. During the past 12 months, did any of the following issues prevent you from getting health care when you needed it, or did nothing prevent you from getting health care when you needed it? [Select all that apply]

- I did not have health insurance
- The doctor's office wouldn't accept my health insurance
- I had a slow or no internet connection (for virtual visits)
- Concern about getting COVID-19
- The doctor's office wasn't accepting new patients
- I was unable to find transportation
- I was unable to afford transportation
- I was unable to take or afford time off from work
- I was unable to find necessary childcare
- The service you needed was too far to access
- The cost was too high (insurance deductible, co-pay, lab costs, prescriptions)
- Other [please specify]:
- Nothing prevented me from accessing health care when I needed it



APPENDIXES

2022 Vinton County Community Health Assessment Survey Questions:

OTHER QUESTIONS

These questions are for statistical purposes only. All responses will remain confidential.

- 17. In what county do you live?
 Gallia Jackson Meigs Vinton Other *[Please specify]:* _____
- 18. What is your zip code? _____
- 19. Do you (or a member of your household) currently own or rent your home?
 Own Rent
- 20. Which best describes the home where you currently live?
 A one-family house A building with 2 or more apartments A mobile home
 A boat, RV, van, camper, etc.
- 21. Including yourself, how many people live in your household? _____ people
- 22. What is your age? _____ years old
- 23. Were you born male or female, or would you prefer not to identify?
 Male Female Prefer not to identify
- 24. Which of the following best describes you?
 Heterosexual or straight Gay, lesbian, or homosexual Bisexual
 Something not listed here: _____ Prefer not to identify
- 25. What is your highest level of education?
 Less than high school High school diploma/GED Some college (no degree)
 Associate degree Bachelor's degree Master's degree or higher
- 26. Which of the following categories includes the total income of everyone living in your home in 2021, before taxes?
 Less than \$10,000 \$10,000 - \$19,999 \$20,000 - \$29,999 \$30,000 - \$39,999
 \$40,000 - \$49,999 \$50,000 - \$59,999 \$60,000 - \$74,999 \$75,000 - \$99,999
 \$100,000 or more
- 27. Is there anything else you'd like to tell your local health department? If so, please write your response in the space below.
- 28. If you would like someone from the health department to answer any questions for you, or if you would like to participate in future community health research, please print your name, phone number, and email address in the space below.
Name: _____
Phone Number: _____ Email: _____

Thank you!

3



APPENDIXES

2022 Vinton County Community Health Assessment Focus Group Questions:

1 **Vinton County Focus Group**
November 30, 2022

2 **Overview**

- Welcome/introductions
- Purpose
- Guidelines

3 **Question 1**

Describe the
 1) social;
 2) physical; and
 3) economic characteristics
 of Vinton County that influence the health of the residents who live there
 .

4 **Question 2**

Several major areas of concern were identified during the series of focus groups conducted for the Community Health Assessment last year regarding health in the community residing in Vinton County: opioid overdose/substance abuse, quality of health care, cost/access to health care, poor physical and mental health, and food accessibility.

Do you feel these are the most pressing issues within Vinton County right now? If not, please indicate what issues you think should be added to this list.

5 **Question 2a: Substance Abuse**

What resources are available for individuals currently needing treatment for substance abuse and what resources are lacking?

What underlying individual and socioeconomic factors contribute to the problem of substance abuse in Vinton County?

What is the impact of substance abuse on vulnerable populations (minoritized racial/ethnic groups, LGBTQ+, immigrants, older adults, youth, etc)?

6 **Question 2b: Physical health (e.g., obesity, diabetes, cardiovascular disease)**

What resources are available for addressing poor physical health and what resources are lacking?

What underlying individual and socioeconomic factors contribute to the poor physical health of individuals in Vinton County?

How does poor physical health impact vulnerable populations differently (minoritized racial/ethnic groups, LGBTQ+, immigrants, older adults, youth, etc)?

.

7 **Question 2c: Mental health (e.g., depression, anxiety, post-traumatic stress)**

What resources are available for addressing poor mental health and what resources are lacking?

What underlying individual and socioeconomic factors contribute to the poor mental health of individuals in Vinton County?

How does poor mental health impact vulnerable populations differently (minoritized racial/ethnic groups, LGBTQ+, immigrants, older adults, youth, etc)?

.

8 **Question 3**

What individual characteristics prevent residents of Vinton County from accessing health care

(e.g., community health programs or going to doctor's appointments?)

What structural barriers/factors prevent residents of Vinton County from accessing health care (e.g., community health programs or going to doctor's appointments?)

Are there specific types of community programming and/or organized recreational activities that would benefit residents of this community?

9 **Question 4**

Thinking about the health care needs of the community, what types of health care providers are available to meet the needs of the community and what gaps in the provision of health care exist?

10 **Question 5**

What specific resources are available for historically vulnerable populations in Vinton County:

- 1)Racial/ethnic minoritized groups;
- 2)LGBTQ+
- 3) immigrants;
- 4) low-income residents and families;
- 5) children;
- 6) older individuals?

11 **Question 6**

What types of social factors affect the health outcomes and quality of health care among residents in Vinton County?

- 1) What types of barriers do individuals face in maintaining positive or prosocial social networks (family, peer groups, neighbors, etc.)?
- 2) What types of programming, activities or functions would support healthy social networks among residents of Vinton County?

12 **Question 7**

How do you think the recent Supreme Court decision that overturned *Roe v Wade* (impacting the right to access abortion) will affect woman's health in Vinton County?

13 **Question 9**

What 1-2 words would you use to describe quality of life in Vinton County?

14 **Question 10**

Above and beyond health care related needs, what does Vinton County need more of?

15 **Question 11**

Do you have any suggestions as to how the problems we discussed today can be addressed or fixed to improve health in the community?

Is there anything anyone would like to add, or didn't have a chance to say during the discussion, that they would like to do so at this time?

16 **Thank You**



UTILIZED DATA SOURCES

PRIMARY DATA:

Vinton County Community Health Assessment Survey
Vinton County Community Health Assessment Focus Group

SECONDARY DATA:

American Communities Survey
Center for Disease Control and Prevention
Census Bureau
County Roadmaps and Rankings
Dartmouth College Institute
Health Indicators Warehouse
Ohio Department of Health
Ohio Department of Health Data Warehouse
Ohio Health Rankings